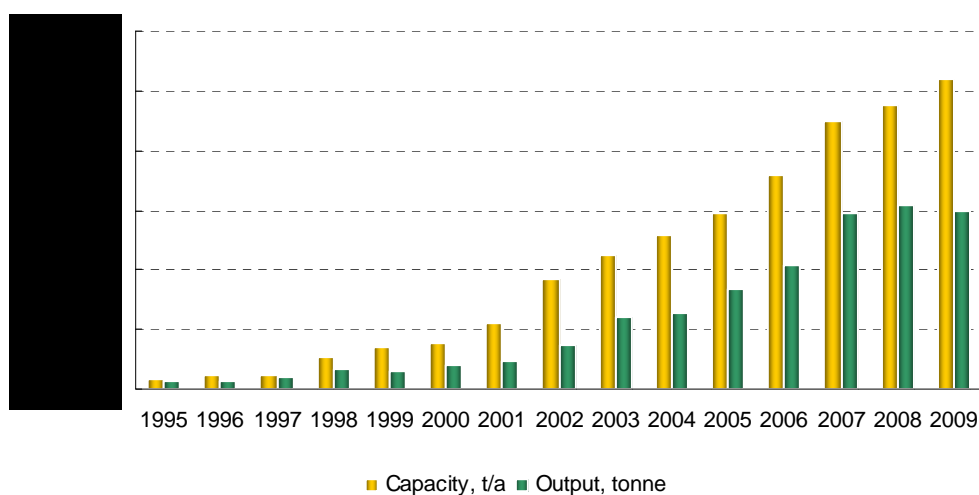


Note: Key data/information in this sample page is hidden, while in the report it is not.

I Production and market information

I-1 Production of melamine before 2010

Figure I-1.1 Production situation of melamine in China, 1995~2009



Source: CCM International

I-2 Production of melamine in 2010

I-2-1 Summary of Chinese producers

From the various sources as of Jan. 2011, 76 companies/factories have been reported to engage in the melamine production.

Table I-2-1.1 Summary of top 23 melamine producers in China, 2010

No.	Company	Abbreviation	Location	Status, 2010	Capacity, t/a
1	[REDACTED]	[REDACTED]	Sichuan	[REDACTED]	[REDACTED]
2	[REDACTED]	[REDACTED]	[REDACTED]	[REDACTED]	[REDACTED]
3	Luxi Chemical Group Co., Ltd.	[REDACTED]	[REDACTED]	[REDACTED]	[REDACTED]
4	[REDACTED]	[REDACTED]	[REDACTED]	[REDACTED]	[REDACTED]
5	[REDACTED]	[REDACTED]	[REDACTED]	[REDACTED]	60,000
6	[REDACTED]	[REDACTED]	[REDACTED]	Active	[REDACTED]
7	Chengdu Yulong Chemical Co., Ltd.	[REDACTED]	[REDACTED]	[REDACTED]	[REDACTED]
8	[REDACTED]	[REDACTED]	Shandong	[REDACTED]	50,000
9	[REDACTED]	Shandong Sanhe	[REDACTED]	[REDACTED]	[REDACTED]
10	[REDACTED]	[REDACTED]	[REDACTED]	[REDACTED]	[REDACTED]
11	[REDACTED]	[REDACTED]	[REDACTED]	Active	[REDACTED]

12					36,000
13	Tianjin Kaiwei Chemical Co., Ltd.				
14			Hebei	Active	
15					
16					26,000
17				Idle	24,000
18		Zhongrun Chemical			
19	Puyang San'an Chemical Co., Ltd.				
20			Hebei		
21					
22					
23					15,000
Others			-	-	204,000
Total			-	-	

Source: CCM International

I-3 Import and export analysis of melamine in China, 2007~2010

In China, melamine export volume maintained an uptrend from 2006 to 2010, but its import volume experienced a decline. Two important reasons contribute to above changes.....

Table I-3.1 Import & export volume and price of melamine in China, 2006~2010

Year	Export volume (tonne)	Average export price (USD/kg)	Import volume (tonne)	Average import price(USD/kg)
2006	93,671.339			
2007			11,426.075	
2008		1.55		
2009	100,527.970			
2010				2.16

Source: CCM International

I-4-2 Price, 2007~2010

Since August 2007, the price fluctuation of melamine has experienced five stages.....

Figure I-4-2.1 Price trend of melamine in China, Aug. 2007~Feb. 2011



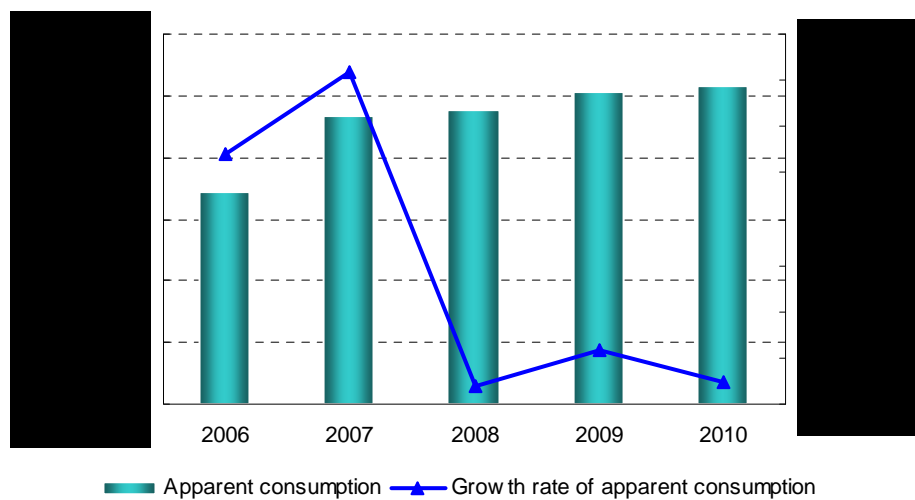
Source: CCM International

I-6 Consumption of melamine in China

I-6-1 Consumption by quantity, 2007~2010

After rapid development before 2008, the growth rate of melamine consumption has slowed down from 2008 to 2010.....

Figure I-6-1.1 Apparent consumption of melamine in China, 2006~2010

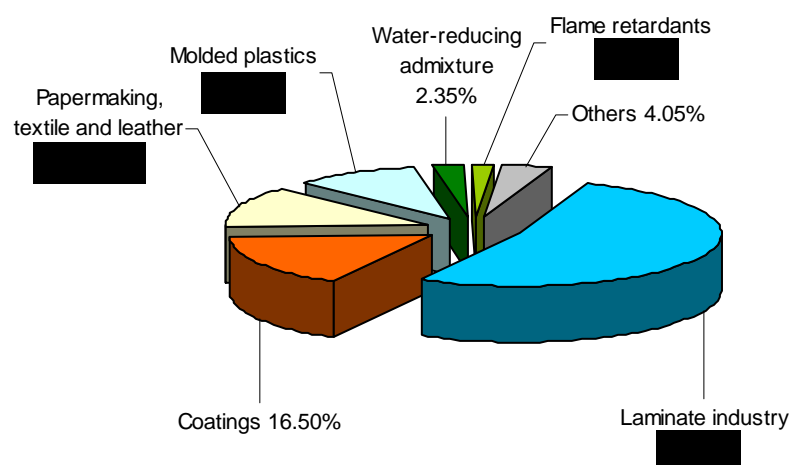


Source: CCM International

I-6-3 Consumption by end use sectors, 2007~2010

Melamine is widely used in the production of amino based coating, adhesive in timber industry, decorative board, laminate, insulating material for electrical appliances, water-reducing admixture in cement, reinforcing additive for fabric textile and paper etc.....

Figure I-6-3.1 Consumption pattern of melamine in China, 2010



Source: CCM International

I-7 Brief introduction to production technology of melamine in China

Table I-7.1 Summary of technology providers in China, 2010

Technology provider	No. of Users	Capacity, t/a, 2010	Capacity share, 2010	Capacity share, 2006
Tsinghua University				32.83%
		166,000		
	7			
			3.75%	
BASF				5.75%
		24,000		
			1.00%	
Jiangsu Chemical Engineering Design Institute				
	1	10,000		1.37%
Total	42		100.00%	100.00%

Source: CCM International

I-8 Competitive landscape in Chinese melamine industry

China's melamine industry enjoys many advantages and plays an important role in global market.....

Table I-8.1 Competitiveness analysis of China's melamine industry, 2010

Item	China's melamine industry	
Production factors	[REDACTED]	[REDACTED]; Short supply of natural gas
	[REDACTED]	Low
	Technology	[REDACTED]
Related industry	[REDACTED]	Facing serious overcapacity; [REDACTED]
	Electricity industry	[REDACTED]
[REDACTED]	-	At loose oligopoly state; [REDACTED]
[REDACTED]	-	Large demand fr [REDACTED]
Governmental policy	-	More strictly policies [REDACTED]
[REDACTED]	-	Develop new downstream products s [REDACTED]

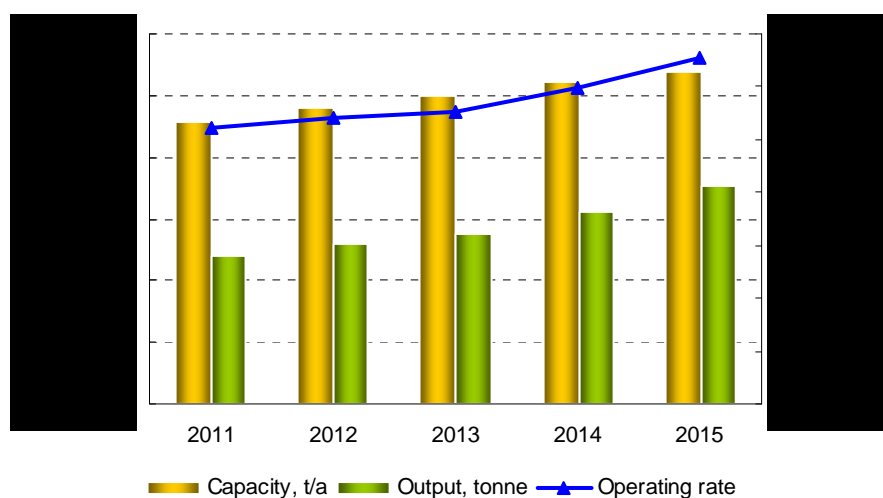
Source: CCM International

I-9-2 Forecast on melamine production and consumption, 2011~2015

➤ Production

The output of melamine will keep increasing stably thanks to future greater demand in domestic market....

Figure I-9-2.1 Melamine production forecast in China, 2011~2015

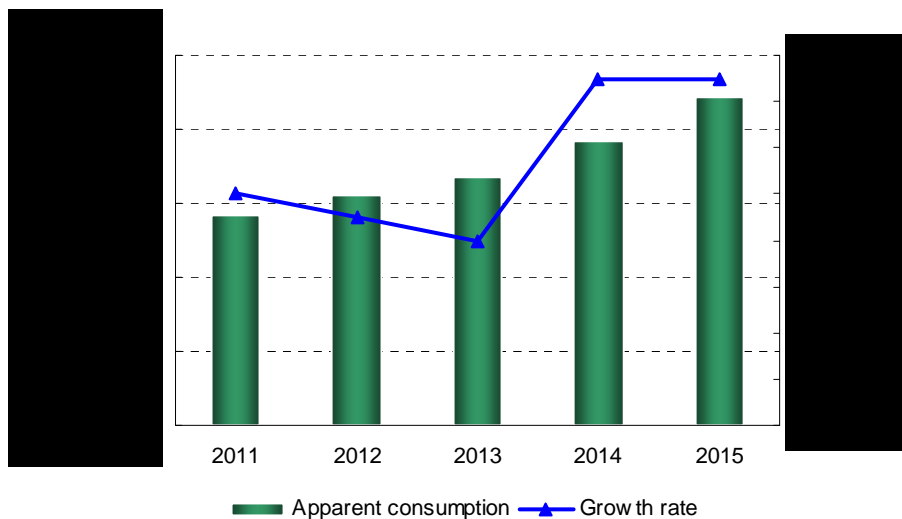


Source: CCM International

➤ **Consumption**

The quick development of downstream industries and some new applications.....

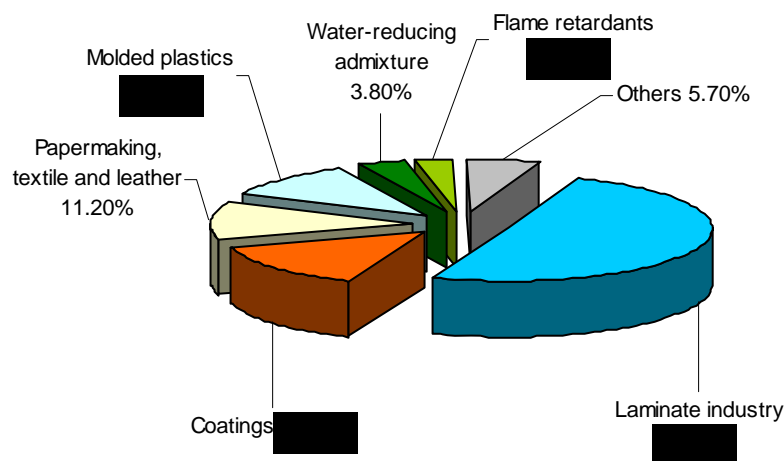
Figure I-9-2.2 Melamine consumption forecast and its growth rate in China, 2011~2015



Source: CCM International

Moreover, although the consumption volume of melamine in laminate industry, coatings, papermaking, textile and leather will keep increasing, the consumption proportion of melamine in these fields will continue to drop.....

Figure I-9-2.3 Forecast on consumption pattern of melamine in China, 2015



Source: CCM International